



# How to Hide Features/UI Toggles

Written By: Dozuki System



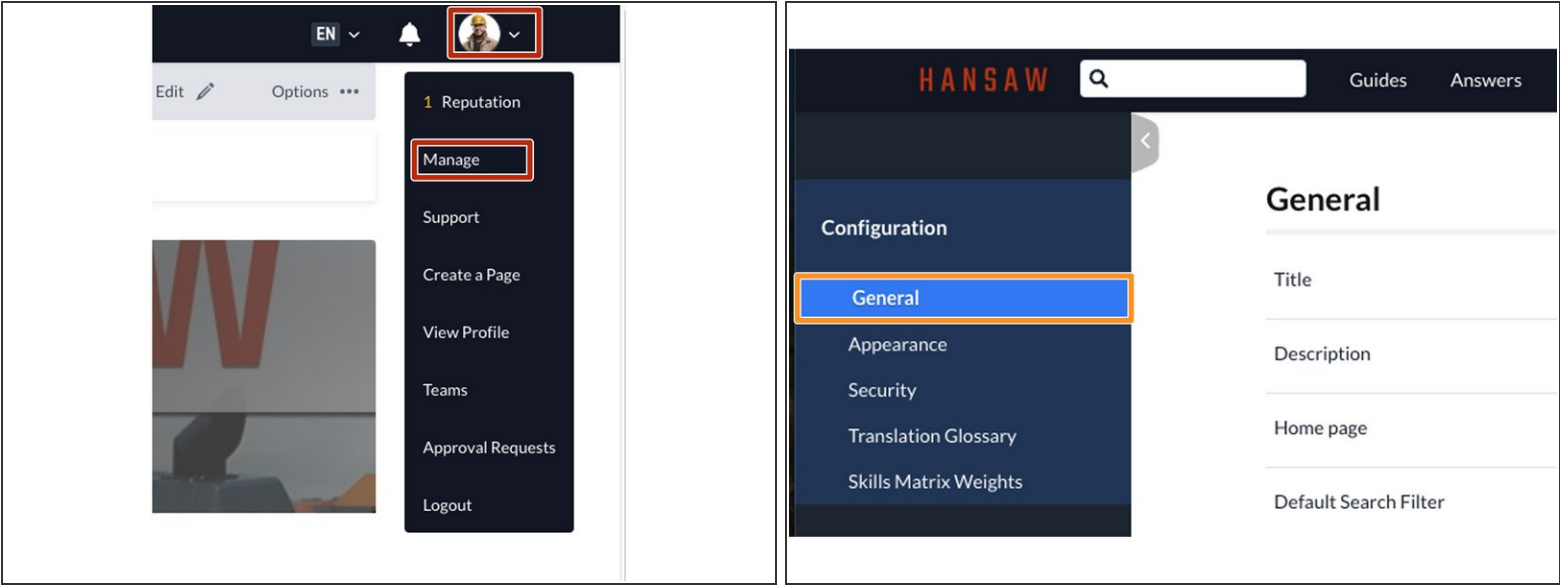
## INTRODUCTION

To ensure your ability to control what features your workers can interact with, we are releasing a variety of new settings that allow features to be hidden within Dozuki.

With a streamlined Dozuki site, your workforce is more efficient in completing their job assignments. In some instances there may be Dozuki features or user interface elements that your workers don't need visibility into.

This new functionality for hiding features provides a variety of benefits that historically required Custom CSS to achieve.

Step 1 — How to Hide Features/UI Toggles



- ① The ability to hide features is now controlled via individual toggle settings in **Manage**, under multiple sections.
- To access the user menu, click on the drop-down arrow next to your name on the right of the site header and select **Manage**.
- The **General** subsection under **Configuration** on the side bar will open.

## Step 2

General	
Title	doc-reference
Description	Hansaw work instruction and service documentation platform.
Home page	Guide
Default Search Filter	All
Custom domain	Not using a custom domain
Alternate domain aliases	No Value Set
Google Analytics key	No Value Set
Mobile apps	Your site is <b>not listed</b> in the Dozuki mobile apps.
Persistent API Token	*****
Footer site statistics	Your site's view statistics <b>will</b> be displayed in the site footer.
Use New Site Header	New dozuki header is <b>enabled</b>
Comments	Comments are <b>enabled</b>
Data capture timestamp	Timestamps are <b>enabled</b>
Back link on pages	Back link on pages are <b>enabled</b>

- The following toggles are now available under **Manage > General**:
  - **Comments**
    - Hides Comments from Guide Steps
  - **Data capture timestamp**
    - Hides the Timers inside of Operator View
  - **Back link on pages**
    - Hides the 'back' breadcrumb that takes users to the parent Category from a Guide

## Step 3

Guides	
Default guide conclusion	No Value Set
Automatic guide titles	Automatic generation of guide titles is <b>enabled</b>
Guide types	<ul style="list-style-type: none"><li>• Replacement</li><li>• Installation</li><li>• Repair</li><li>• Disassembly</li><li>• Maintenance</li><li>• Troubleshooting</li><li>• How-to</li></ul>
Customize Work Order Label	Work Order #
Show Data Capture Fields in Guide PDF	Data Capture fields <b>will not</b> be included in a Guide PDF
Maximum video length	30 seconds
Automatic Video Looping	Automatic looping of videos is <b>disabled</b>
Change Aware	Change aware is <b>enabled</b>
Default Guide Privacy	Guide privacy will default to private
Show Difficulty	Guide difficulty display is <b>enabled</b>
Show Steps Count	Guide steps count display is <b>enabled</b>
Show Time Required	Guide time required display is <b>enabled</b>
Show Sections	Guide sections display is <b>enabled</b>
Show Flags	Guide flags display is <b>enabled</b>
Show Steps Numbering	Guide steps numbering display is <b>enabled</b>
Show Help Sidebar	Guide creation help sidebar is <b>enabled</b>
Tools	Tools within a guide are <b>enabled</b>
Parts	Parts within a guide are <b>enabled</b>

- The following toggles are now available under **Manage > Guides**:
  - **Show Difficulty**
    - Hides the Difficulty rating from the Guide Details section
  - **Show Steps Count**
    - Hides the Step Count from the Guide Details section
  - **Show Time Required**
    - Hides the Time Required from the Guide Details section

## Step 4

Guides	
Default guide conclusion	No Value Set
Automatic guide titles	Automatic generation of guide titles is <b>enabled</b>
Guide types	<ul style="list-style-type: none"><li>• Replacement</li><li>• Installation</li><li>• Repair</li><li>• Disassembly</li><li>• Maintenance</li><li>• Troubleshooting</li><li>• How-to</li></ul>
Customize Work Order Label	Work Order #
Show Data Capture Fields in Guide PDF	Data Capture fields <b>will not</b> be included in a Guide PDF
Maximum video length	30 seconds
Automatic Video Looping	Automatic looping of videos is <b>disabled</b>
Change Aware	Change Aware is <b>enabled</b>
Default Guide Privacy	Guide privacy will default to <b>private</b>
Show Difficulty	Guide difficulty display is <b>enabled</b>
Show Steps Count	Guide steps count display is <b>enabled</b>
Show Time Required	Guide time required display is <b>enabled</b>
Show Sections	Guide sections display is <b>enabled</b>
Show Flags	Guide flags display is <b>enabled</b>
Show Steps Numbering	Guide steps numbering display is <b>enabled</b>
Show Help Sidebar	Guide creation help sidebar is <b>enabled</b>
Tools	Tools within a guide are <b>enabled</b>
Parts	Parts within a guide are <b>enabled</b>

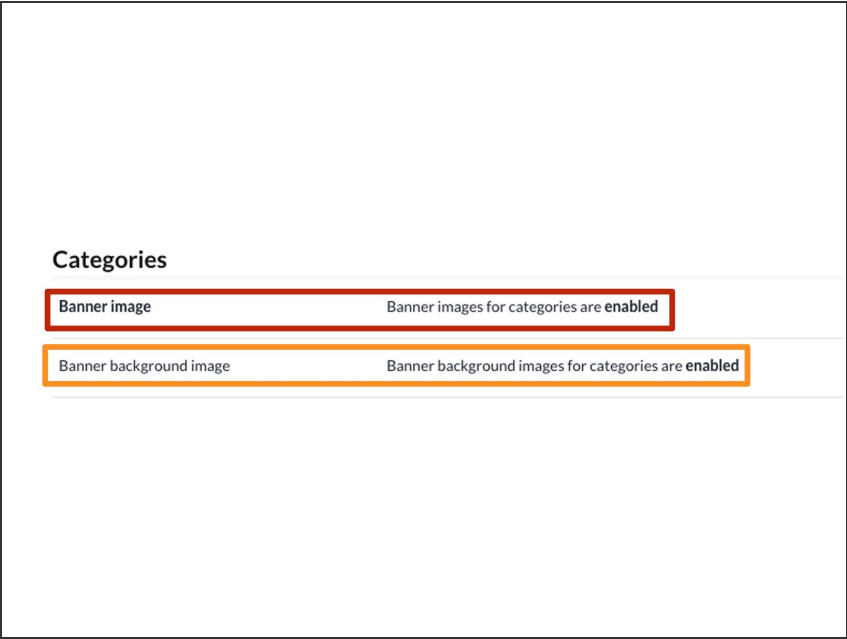
- The following toggles are now available under **Manage > Guides** (cont.):
  - **Show Sections**
    - Hides the Sections from the Guide Details section
  - **Show Flags**
    - Hides the Flags from the Guide Details section
  - **Show Steps Numbering**
    - Hides the step numbers in Guide Reference View

## Step 5

Guides	
Default guide conclusion	No Value Set
Automatic guide titles	Automatic generation of guide titles is <b>enabled</b>
Guide types	<ul style="list-style-type: none"><li>• Replacement</li><li>• Installation</li><li>• Repair</li><li>• Disassembly</li><li>• Maintenance</li><li>• Troubleshooting</li><li>• How-to</li></ul>
Customize Work Order Label	Work Order #
Show Data Capture Fields in Guide PDF	Data Capture fields <b>will not</b> be included in a Guide PDF
Maximum video length	30 seconds
Automatic Video Looping	Automatic looping of videos is <b>disabled</b>
Change Aware	Change Aware is <b>enabled</b>
Default Guide Privacy	Guide privacy will default to <b>private</b>
Show Difficulty	Guide difficulty display is <b>enabled</b>
Show Steps Count	Guide steps count display is <b>enabled</b>
Show Time Required	Guide time required display is <b>enabled</b>
Show Sections	Guide sections display is <b>enabled</b>
Show Flags	Guide flags display is <b>enabled</b>
Show Steps Numbering	Guide steps numbering display is <b>enabled</b>
Show Help Sidebar	Guide creation help sidebar is <b>enabled</b>
Tools	Tools within a guide are <b>enabled</b>
Parts	Parts within a guide are <b>enabled</b>

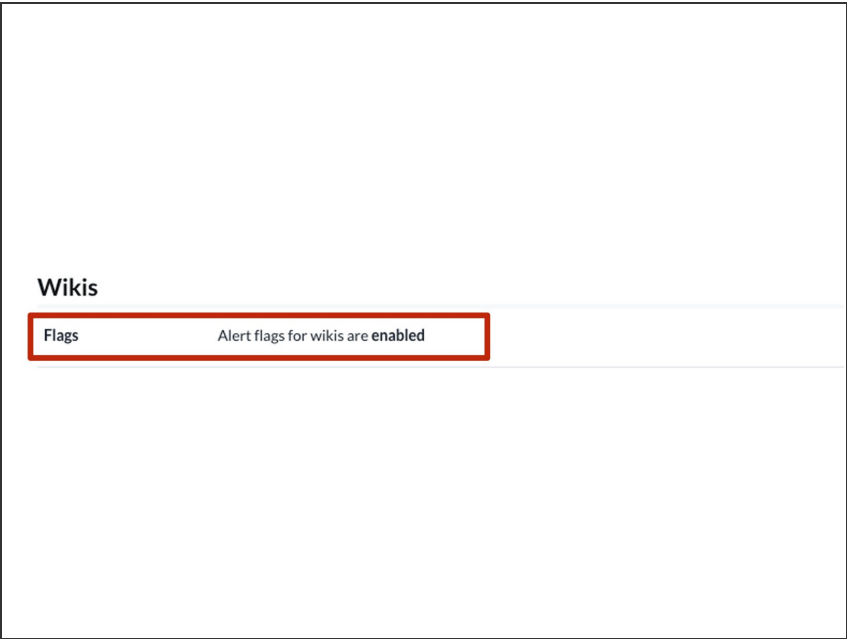
- The following toggles are now available under **Manage > Guides** (cont.):
  - **Show Help Sidebar**
    - Hides the "help" sidebar menu in the Guide Editor
  - **Tools**
    - Hides the Tools section from Guides
  - **Parts**
    - Hides the Parts section within Guides

Step 6



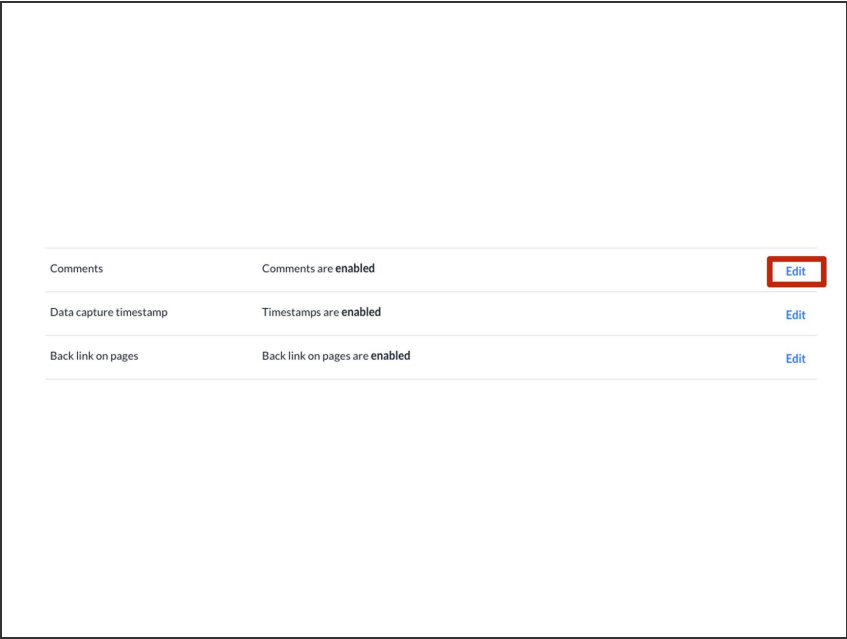
- The following toggles are now available under **Manage > Categories**:
  - **Banner image**
    - Hides the square image shown in the top left of Category page headings
  - **Banner background image**
    - Hides the background image shown in the header of Category pages

Step 7



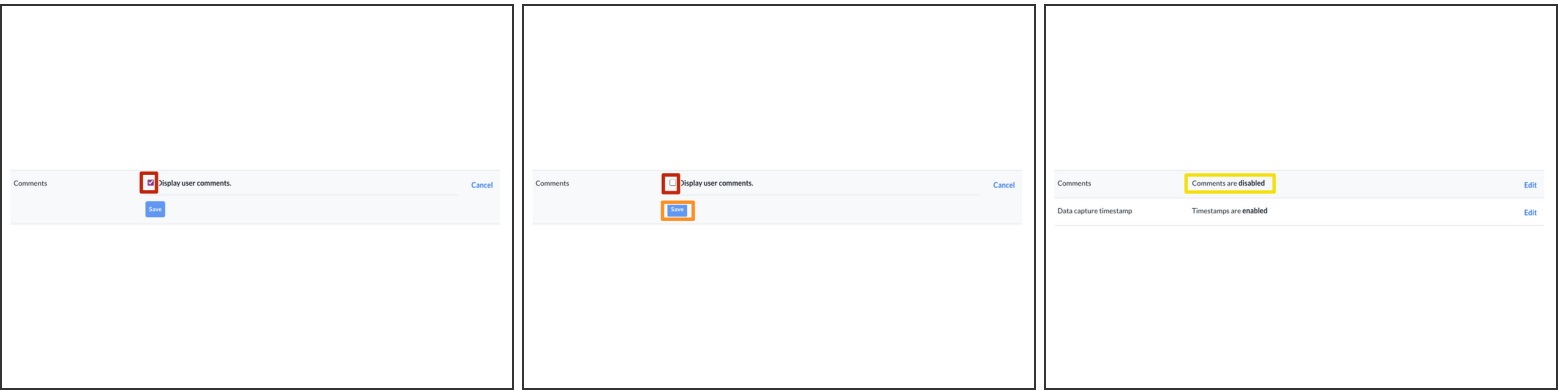
- The following toggle is now available under **Manage > Wikis** :
  - **Flags**
    - Hides the automated messages shown on wikis that don't include summaries or images

Step 8



- Select the feature you want to hide, then click **Edit**.

Step 9



- Uncheck the **Display [feature]** box.
- Click **Save**.
- The feature will be disabled.