




How to Delete a Guide

This guide demonstrates how to delete a guide page.

Written By: Dozuki System



INTRODUCTION

This guide demonstrates how to delete a guide page.

Warning

Deleting a guide is permanent. Once deleted, guides cannot be recovered. Before deleting a guide, make sure that you really do not want the guide on your site.

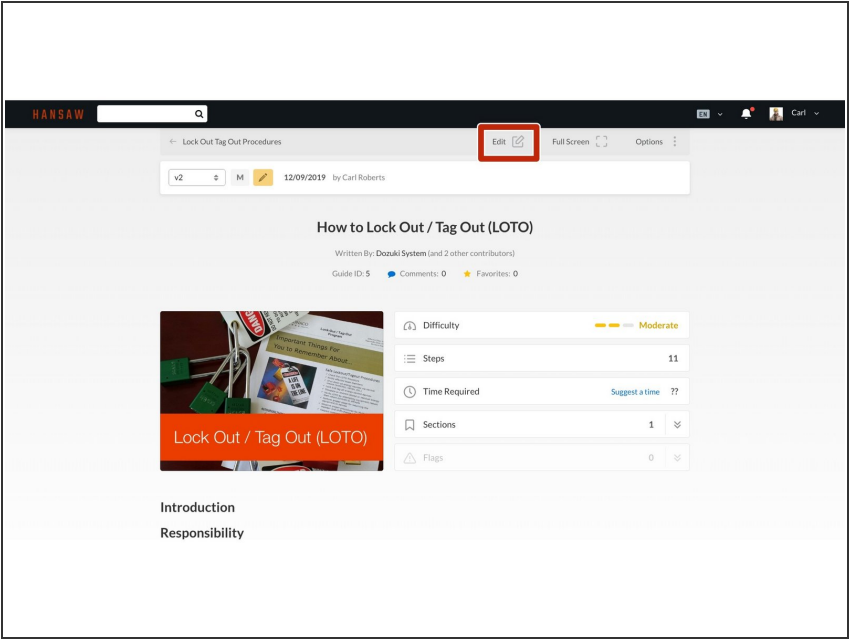
Notes

- Admins can always delete any guide.
- Authors can delete an unpublished guide if they are the creator *and* the sole author of the guide. However, if the guide has a published release or multiple authors, only an Admin will have permission to delete the guide.

Best Practices

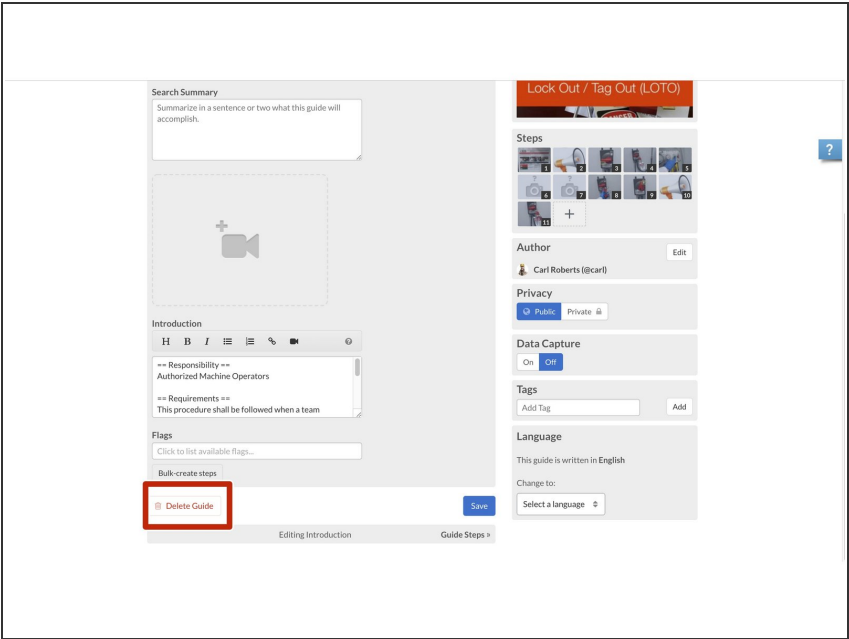
You can [flag a guide](#) with the “Request Guide Deletion.” This adds the guide to a list for Admins to manage.

Step 1 — How to Delete a Guide



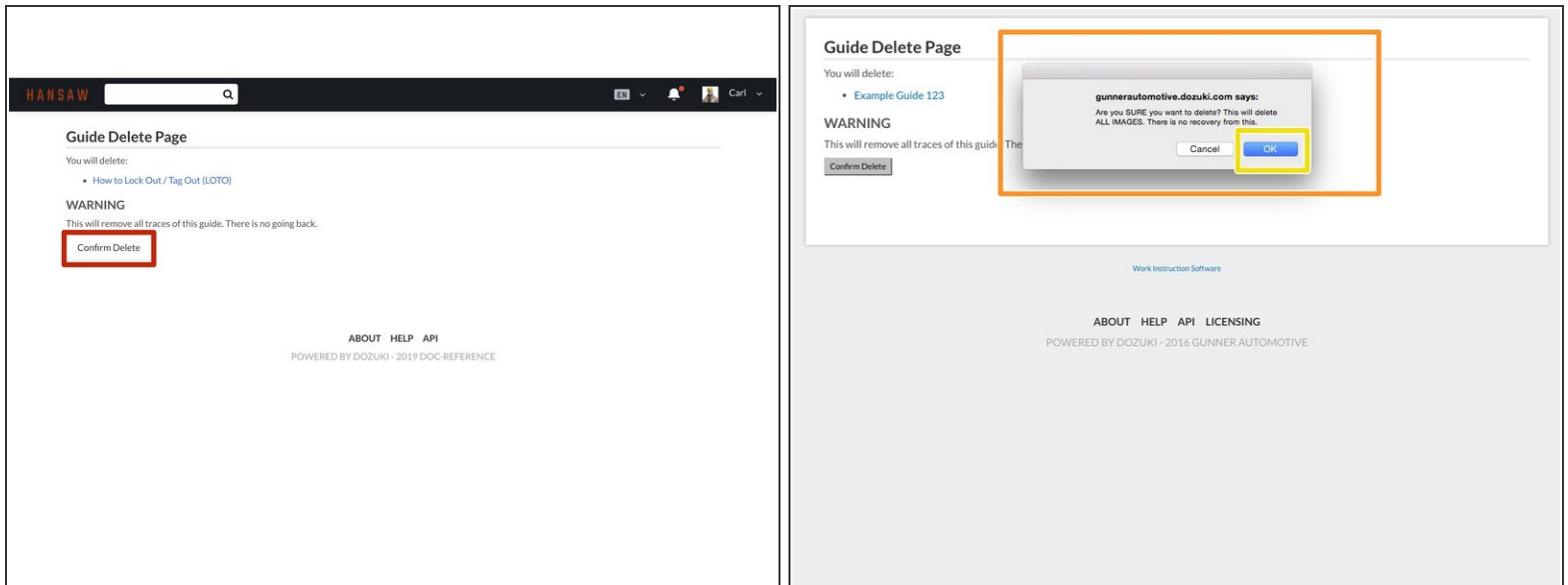
- Click on the **Edit** button in the upper-right of the page, just beneath the site header.

Step 2



- Click on the **Delete Guide** button in the lower-left of the **Introduction** tab page.

Step 3



- Just to be sure you really want to delete the guide, you will be asked to confirm.
- Click on the **Confirm Delete** button.
 - And just to be 100% sure you want to delete the guide, you will receive a prompt that asks you to confirm the delete.
- Click **OK**.