




How to Favorite a Guide

This guide demonstrates how to favorite a guide.

Written By: Dozuki System



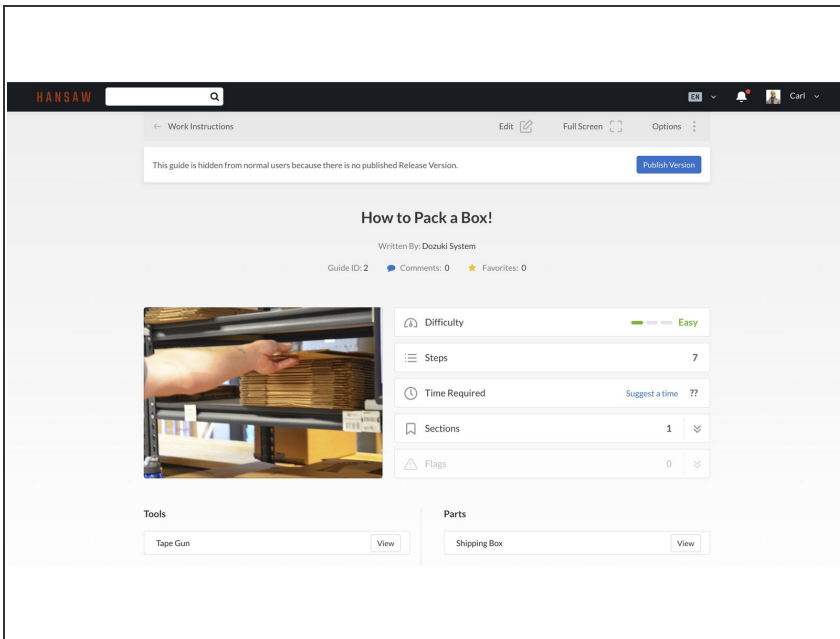
INTRODUCTION

This guide demonstrates how to favorite a guide.

When a user favorites a guide, that guide is added to their User Profile. Many users will favorite their frequently used guides for quick and easy access.

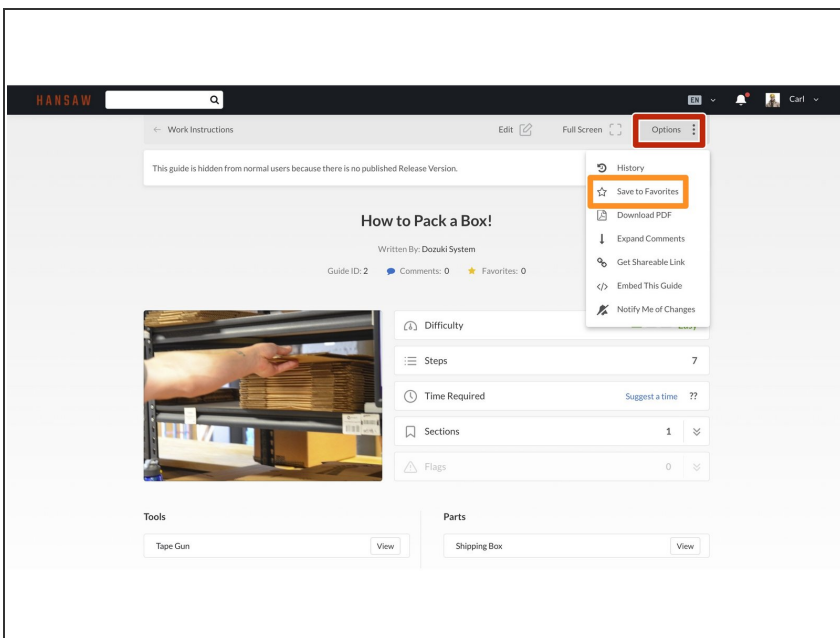
Favorited guides will also be saved in both the Android and iOS Dozuki mobile applications for **offline viewing**.

Step 1 — Open the Guide



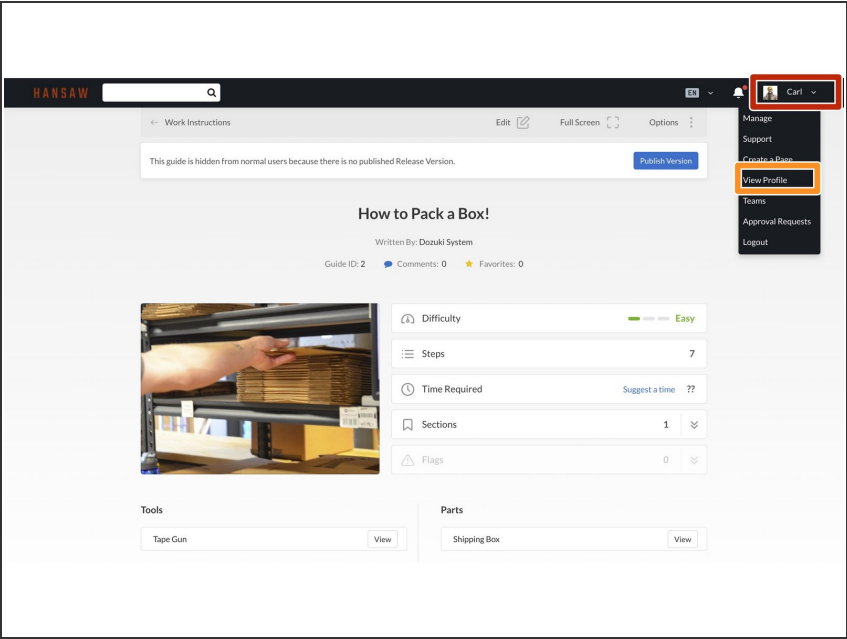
- Open the guide that you want to favorite.

Step 2 — Favorite the Guide



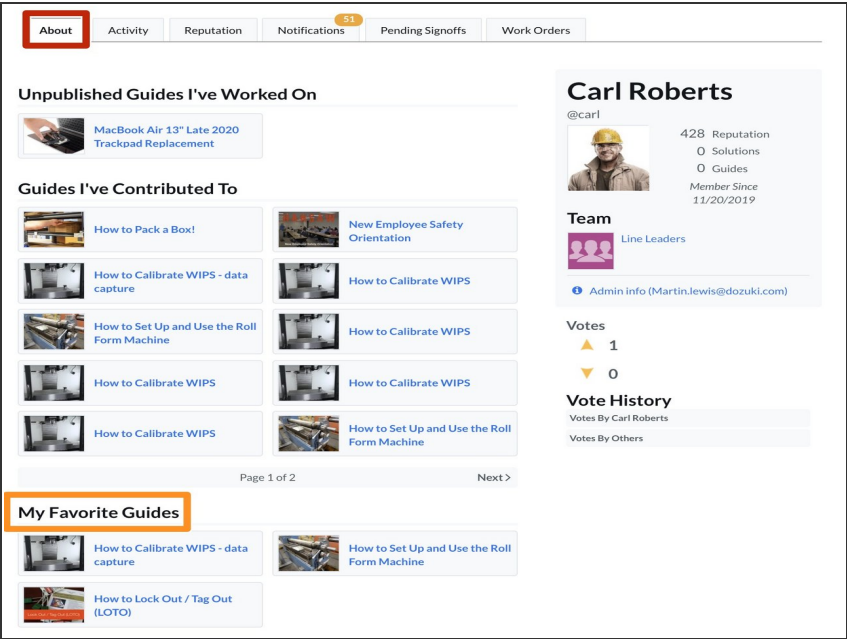
- Click **Options** in the upper-left of the page, just beneath the site header.
- Select **Save to Favorites** from the drop-down menu.

Step 3 — Viewing Your Profile Page



- When a guide is favorited, it is added to your profile page.
- To view your profile page, click on the user menu in the right corner of the site header.
- Select **View Profile** from the drop-down menu.

Step 4



- Your profile page will open under the **About** tab of your profile page, in the upper-left of the page.
- Scroll down to **My Favorite Guides**, below your unpublished and/or published guides.
- Depending on your contributions to the site, the **My Favorite Guides** section may be further down on the page.