




How to Make a Category Private

This guide demonstrates how to make a category private and only visible to Authors, Admins, and anyone with the link.

Written By: Dozuki System

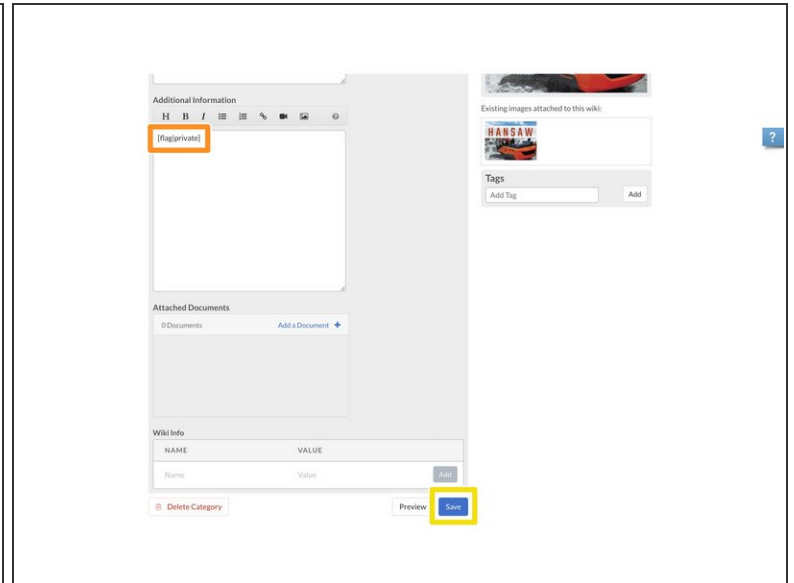
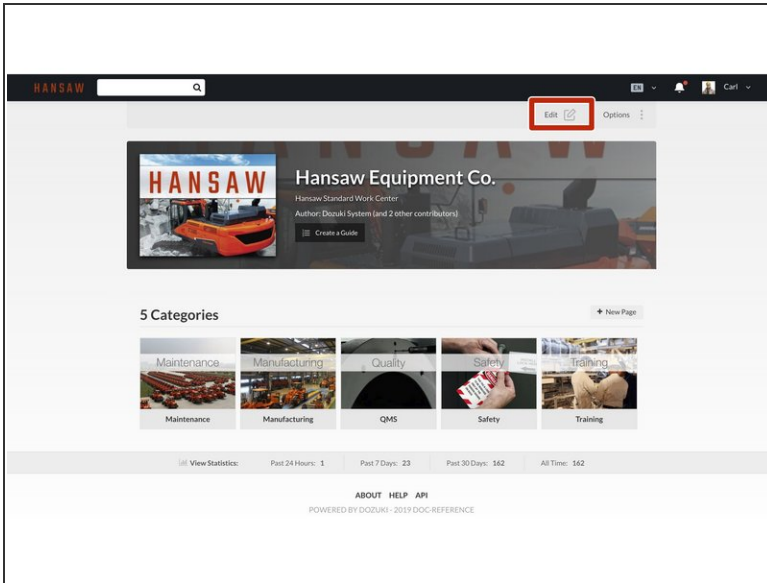


INTRODUCTION

This guide demonstrates how to make a category private and only visible to Authors, Admins, and anyone with the link.

There may be situations when you want to restrict access to a category page. Private categories are only visible to Authors, Admins, and any user with the link to the Category page.

Step 1 — How to Make a Category Private



- Click on the **Edit** button in the upper-right of the category page.
 - In the **Additional Information** field, type **[flag|private]**.
 - Click **Save** in the bottom-right and view the category.
- ❗ This will prompt the **Unpublished** flag to appear above the guides or subcategories listed on the category page.